



District Report Card: 2017


State: Mizoram	District: Mamit
Class: 8	Subject: Mathematics
Schools: 44	Students: 574


Participation/Coverage


Students

 GENDER	Boys		Girls	
	Number	%	Number	%
	304	52.96	270	47.04

 AREA	Rural		Urban	
	Number	%	Number	%
	509	88.68	65	11.32

 CATEGORY	SC		ST		OBC		GEN	
	Number	%	Number	%	Number	%	Number	%
	1	0.17	573	99.83	0	0.00	0	0.00

 CWSN	LD	VI	HI	S&LD	ID	Oth
	3	11	2	0	0	7

 Management	Government		Government-aided	
	Number	%	Number	%
	502	87.46	72	12.54

Average Performance of Students in Mathematics (%)

Overall	Gender		Area		Management		Social Group			
	Male	Female	Rural	Urban	Govt.	Aided	SC	ST	OBC	GEN
34.10	33.05	35.28	34.35	32.10	34.54	31.02	46.67	34.08	0.00	0.00

Performance on Learning Outcomes (LOs)

Learning Outcomes	Description	Average Performance(%)
M601	Solves problems involving large numbers by applying appropriate operations	32.87
M606	Solves problems on daily life situations involving addition and subtraction of fractions / decimals	33.22
M620	Finds out the perimeter and area of rectangular objects in the surroundings like floor of the class room, surfaces of a chalk box etc.	29.53
M621	Arranges given/collected information in the form of table, pictograph and bar graph and interprets them	27.62
M702	Interprets the division and multiplication of fractions	36.41
M705	Solves problems related to daily life situations involving rational numbers	32.06
M706	Uses exponential form of numbers to simplify problems involving multiplication and division of large numbers	18.40
M707	Adds/subtracts algebraic expressions	44.25
M710	Solves problems related to conversion of percentage to fraction and decimal and vice versa	17.36
M717	Finds out approximate area of closed shapes by using unit square grid/graph sheet	31.12
M719	Finds various representative values for simple data from her/his daily life contexts like mean, median and mode	50.35
M721	Interprets data using bar graph	46.18
M801	Generalizes properties of addition, subtraction, multiplication and division of rational numbers through patterns	22.57
M802	Finds rational numbers between two given rational numbers	26.04
M803	Proves divisibility rules of 2, 3, 4, 5, 6, 9 and 11	40.91
M804	Finds squares, cubes, square roots and cube roots of numbers using different methods	45.83
M808	Uses various algebraic identities in solving problems of daily life	32.99
M812	Verifies properties of parallelogram and establishes the relationship between them through reasoning	22.79
M818	Finds surface area and volume of cuboidal and cylindrical object	43.06
M819	Draws and interprets bar charts and pie charts	35.71

Range of Performance of Students who Answered Correctly							
Below 30%		30% - 50%		50% - 75%		Above 75%	
Number	%	Number	%	Number	%	Number	%
227	39.55	281	48.95	64	11.15	2	0.35

Lowest Performing Learning Outcomes (LOs)

- 1 - Solves problems related to conversion of percentage to fraction and decimal and vice versa (17.36)
- 2 - Uses exponential form of numbers to simplify problems involving multiplication and division of large numbers (18.40)
- 3 - Generalizes properties of addition, subtraction, multiplication and division of rational numbers through patterns (22.57)

- 4 - Verifies properties of parallelogram and establishes the relationship between them through reasoning (22.79)
- 5 - Finds rational numbers between two given rational numbers (26.04)